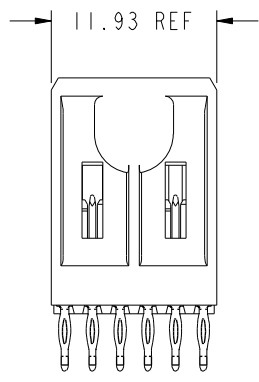
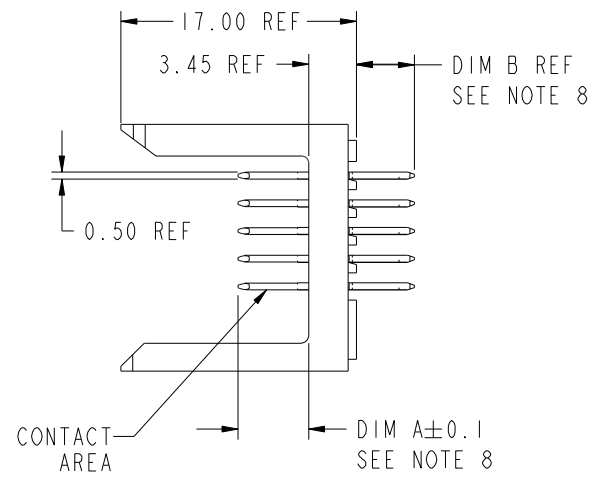
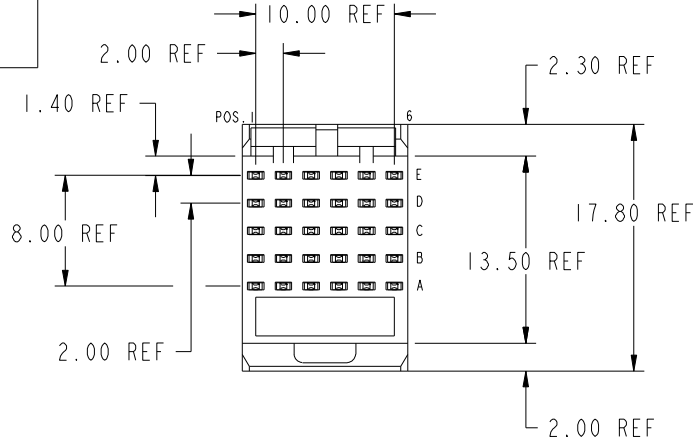


PRODUCT NUMBER
85674-XYX OR 85674-XYXX
85674-XYXLF OR 85674-XYXXLF



This document is the property of and embodies
 CONFIDENTIAL and PROPRIETARY information of FCJ.
 No part of the information shown on this
 document may be used in any way or disclosed
 to others without the written consent of FCJ.
 Copyright FCJ.

REV E - 2008-04-18

mat'l code				SEE NOTES				tolerances unless otherwise specified				CUSTOMER			 www.fcjconnect.com		
ltr	ecn no.	dr	date	linear	0.X ±0.3			COPY			projection		title		METRAL SIGNAL HEADER		
CC	V06-0569	DCH	2006-06-12		0.XX ±0.13			MIM				product family		METRAL		code	
CD	DG07-0409	Cenh	10/18/07	angles	.XXX ±.051			scale		size		dwg no		213		sheet	
CE	DG07-0487	Cenh	12/04/07		0° ±2°			2:1		A		85674		1 of 10			
CF	DG08-0246	Cenh	09/26/08	dr	T.BRUNGARD	11/19/99											
-	-	-	-	enrg	M.STRAWSER	11/19/99											
CA	V04-0558	HTB	06/01/04	chr	M.STRAWSER	11/19/99											
CB	V04-1100	DAI	01/19/05	appd	M.STRAWSER	02/29/00											
sheet	revision	CF	CF	CF	CF	CF	CF	CF	CF	CF	CF	CF	CF	CF	CF	CF	
index	sheet	1	2	3	4	5	6	7	8	9	10						

cage code 22526

Pro/E

PDM: Rev:CF

STATUS Released

Printed: Oct 10, 2008

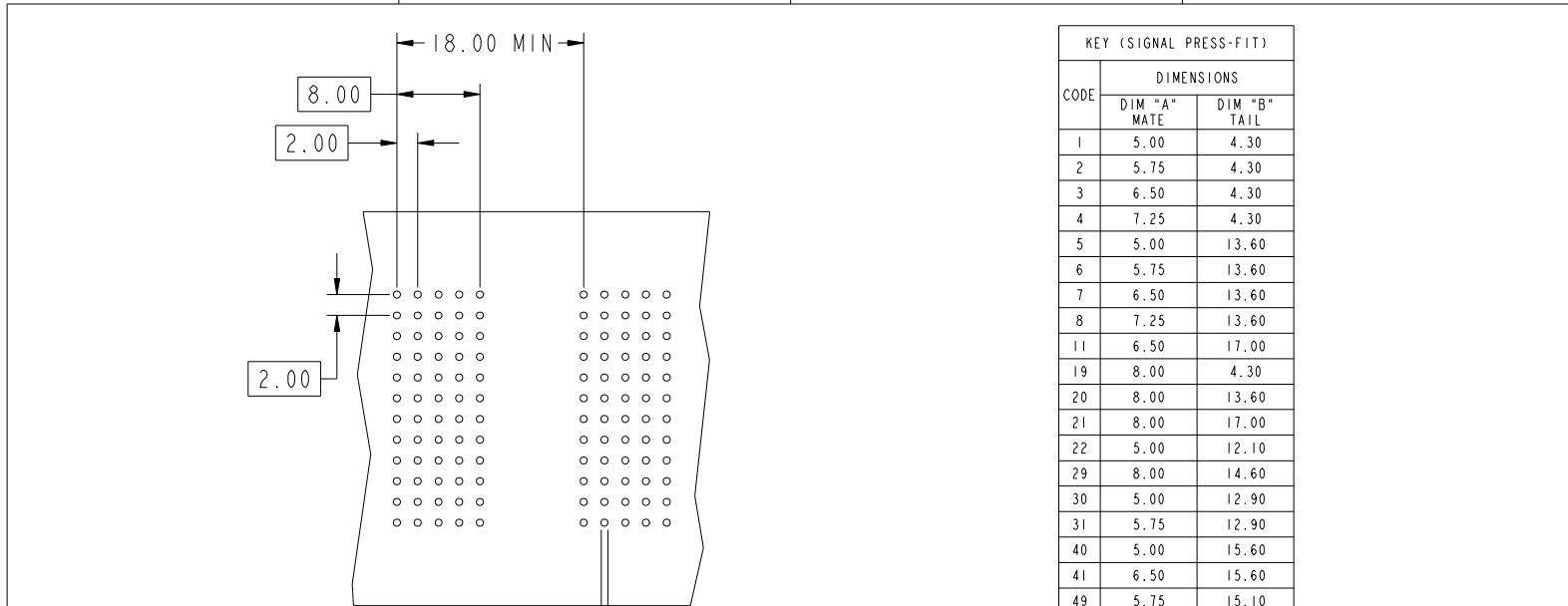


This document is the property of and embodies CONFIDENTIAL and PROPRIETARY information of FCI. No part of the information shown on this document may be used in any way or disclosed to others without the written consent of FCI. Copyright FCI.

REV E - 2008-04-18

A

B



$\text{⌀} \text{ } \text{⌀} 0.10$
 REQUIRED PC BOARD LAYOUT
 COMPONENT SIDE
 SEE PRINT 58351 FOR
 ADDITIONAL PCB INFORMATION

KEY (SIGNAL PRESS-FIT)		
CODE	DIMENSIONS	
	DIM "A" MATE	DIM "B" TAIL
1	5.00	4.30
2	5.75	4.30
3	6.50	4.30
4	7.25	4.30
5	5.00	13.60
6	5.75	13.60
7	6.50	13.60
8	7.25	13.60
11	6.50	17.00
19	8.00	4.30
20	8.00	13.60
21	8.00	17.00
22	5.00	12.10
29	8.00	14.60
30	5.00	12.90
31	5.75	12.90
40	5.00	15.60
41	6.50	15.60
49	5.75	15.10
52	8.00	15.10
59	5.00	11.80
61	6.50	11.80
64	5.75	14.90
65	5.00	16.30
67	7.25	16.30

mat'l code		--		tolerances unless otherwise specified		CUSTOMER		 www.fciconnect.com			
ltr	ecn no.	dr	date	linear	0.X ±0.3	COPY		 title	METRAL SIGNAL HEADER 1 MOD, 5 ROW PRESS-FIT		
CF					0.XX ±0.13	 MIM				product family size	METRAL dwg no
					.XXX ±.051	scale					
				angles	0° ±2°	3:2					
				dr	T.BRUNGARD 11/19/99						
				enr	M.STRAWSER 11/19/99						
				chr	M.STRAWSER 11/19/99						
				appd	M.STRAWSER 02/29/00						
sheet index	revision sheet										

cage code 22526

Pro/E

22526

This document is the property of and embodies CONFIDENTIAL and PROPRIETARY information of FCI. No part of the information shown on this document may be used in any way or disclosed to others without the written consent of FCI. Copyright FCI.



A

B

METRAL P/N	ROW	CONTACT CODE MOD. I					
		1	2	3	4	5	6
85674-X01	E	1	1	1	1	1	1
	D	1	1	1	1	1	1
	C	1	1	2	2	2	2
85674-X01LF	B	1	1	1	1	1	1
	A	1	1	1	1	1	1
85674-X02	E	5	5	5	5	5	5
	D	5	5	5	5	5	5
	C	5	5	6	6	6	6
85674-X02LF	B	5	5	5	5	5	5
	A	5	5	5	5	5	5
85674-X03	E	1	1	1	1	1	1
	D	1	1	1	1	1	1
	C	4	4	4	4	4	4
85674-X03LF	B	1	1	1	1	1	1
	A	1	1	1	1	1	1
85674-X04	E	1	1	1	1	1	1
	D	1	1	1	1	1	1
	C	8	8	8	8	8	8
85674-X04LF	B	1	1	1	1	1	1
	A	1	1	1	1	1	1
85674-X05	E	8	8	8	8	8	8
	D	8	8	8	8	8	8
	C	8	8	8	8	8	8
85674-X05LF	B	5	5	5	5	5	5
	A	5	5	5	5	5	5
85674-X06	E	5	5	5	5	5	5
	D	5	5	5	5	5	5
	C	5	5	5	5	5	5
85674-X06LF	B	5	5	5	8	8	5
	A	5	5	5	8	8	5
85674-X07	E	5	5	5	5	5	5
	D	5	5	5	5	5	5
	C	8	8	8	8	8	8
85674-X07LF	B	5	5	5	5	5	5
	A	5	5	5	5	5	5
85674-X08	E	8	8	8	8	8	5
	D	8	8	8	8	8	5
	C	8	8	8	8	8	5
85674-X08LF	B	8	8	8	8	8	5
	A	8	8	8	8	8	5
85674-X09	E	5	5	5	5	5	5
	D	5	5	5	5	5	5
	C	5	5	5	5	5	5
85674-X09LF	B	5	5	5	5	8	5
	A	5	5	5	5	8	5
85674-X10	E	2	2	2	2	2	2
	D	2	2	2	2	2	2
	C	2	2	2	2	2	2
85674-X10LF	B	2	-	-	-	2	2
	A	2	-	-	-	2	2
85674-X11	E	6	6	6	6	20	6
	D	6	6	6	6	20	6
	C	6	6	6	20	20	6
85674-X11LF	B	6	6	6	6	20	6
	A	6	6	6	6	20	6
85674-X12	E	3	2	2	2	2	2
	D	3	2	2	2	1	2
	C	3	2	2	2	2	2
85674-X12LF	B	3	2	2	2	2	2
	A	3	2	2	2	2	2
85674-X13	E	1	1	-	1	1	1
	D	1	1	-	1	1	1
	C	1	1	-	-	-	-
85674-X13LF	B	1	1	-	1	1	1
	A	1	1	-	1	1	1
85674-X14	E	2	2	49	49	49	49
	D	2	2	49	49	49	49
	C	2	2	49	49	49	49
85674-X14LF	B	2	2	49	49	49	49
	A	2	2	49	49	49	49
85674-X15	E	49	49	49	49	2	2
	D	49	49	49	49	2	2
	C	49	49	49	49	2	2
85674-X15LF	B	49	49	49	49	2	2
	A	49	49	49	49	2	2
85674-X16	E	2	2	2	2	2	2
	D	1	3	2	3	2	3
	C	1	3	2	3	2	3
85674-X16LF	B	1	3	2	3	2	3
	A	1	3	2	3	2	3
85674-X17	E	22	22	22	22	22	22
	D	22	22	22	31	22	22
	C	22	22	22	22	22	22
85674-X17LF	B	22	22	22	22	22	22
	A	22	22	22	22	7	22
85674-X18	E	7	7	7	7	7	-
	D	7	7	7	7	7	-
	C	7	7	7	7	7	-
85674-X18LF	B	-	7	7	7	7	-
	A	-	7	7	7	7	-
85674-X19	E	3	3	3	3	3	-
	D	3	3	3	3	3	-
	C	3	3	3	3	3	-
85674-X19LF	B	-	3	3	3	3	-
	A	-	3	3	3	3	-
85674-X20	E	2	2	2	2	2	2
	D	2	2	2	2	2	2
	C	2	2	2	2	2	2
85674-X20LF	B	2	2	2	2	1	2
	A	2	2	2	1	1	2
85674-X21	E	19	2	4	4	2	4
	D	19	2	4	4	2	4
	C	19	2	4	4	2	4
85674-X21LF	B	19	2	4	4	2	4
	A	19	2	4	4	2	4
85674-X22	E	7	7	7	7	7	7
	D	7	7	7	3	7	7
	C	7	7	7	7	7	7
85674-X22LF	B	7	7	7	7	7	7
	A	7	7	7	7	7	7
85674-X23	E	7	7	7	7	7	7
	D	7	7	7	7	7	7
	C	7	7	7	7	7	7
85674-X23LF	B	3	7	7	7	7	7
	A	7	7	7	7	7	7
85674-X24	E	52	7	7	7	7	7
	D	52	7	22	7	7	7
	C	52	7	7	7	7	7
85674-X24LF	B	52	7	7	7	7	7
	A	52	7	7	7	7	7

A

B

mat'l code		--		tolerances unless otherwise specified		CUSTOMER		FCI		www.fciconnect.com	
lfr	ecn no.	dr	date	linear	0.X ±0.3	COPY		title		METRAL SIGNAL HEADER	
CF					0.XX ±0.13	projection		I MOD, 5 ROW PRESS-FIT		product family METRAL	
				angles	.XXX ±.051			size		213	
				dr	0° ±2°			dwg no		85674	
				enrg	T.BRUNGARD 11/19/99	scale		A		sheet 3	
				chr	M.STRAWSER 11/19/99	1:1					
				appd	M.STRAWSER 02/29/00						
sheet index	revision sheet										

cage code 22526



This document is the property of and embodies CONFIDENTIAL and PROPRIETARY information of FCI. No part of the information shown on this document may be used in any way or disclosed to others without the written consent of FCI. Copyright FCI.

A

B

METRAL P/N	ROW	CONTACT CODE MOD. I					
		1	2	3	4	5	6
85674-X25	E	2	2	2	2	2	2
	D	2	2	2	2	2	2
-----	C	2	2	2	2	2	2
85674-X25LF	B	-	-	-	-	-	2
	A	2	-	2	-	-	2

METRAL P/N	ROW	CONTACT CODE MOD. I					
		1	2	3	4	5	6
85674-X26	E	2	2	2	6	6	6
	D	2	2	2	6	6	6
-----	C	2	2	2	6	6	6
85674-X26LF	B	2	2	2	6	6	6
	A	2	2	2	6	6	6

METRAL P/N	ROW	CONTACT CODE MOD. I					
		1	2	3	4	5	6
85674-X27	E	2	2	6	6	6	2
	D	2	2	6	6	6	2
-----	C	2	2	6	6	6	2
85674-X27LF	B	2	2	6	6	6	2
	A	2	2	6	6	6	2

METRAL P/N	ROW	CONTACT CODE MOD. I					
		1	2	3	4	5	6
85674-X28	E	3	3	3	3	3	3
	D	1	1	1	1	1	1
-----	C	1	1	1	1	1	1
85674-X28LF	B	1	1	1	1	1	1
	A	1	1	1	1	1	1

METRAL P/N	ROW	CONTACT CODE MOD. I					
		1	2	3	4	5	6
85674-X29	E	3	3	3	3	1	3
	D	3	3	3	3	3	3
-----	C	3	3	3	3	3	3
85674-X29LF	B	3	3	3	3	3	3
	A	3	3	3	3	3	3

METRAL P/N	ROW	CONTACT CODE MOD. I					
		1	2	3	4	5	6
85674-X30	E	7	7	7	7	5	7
	D	7	7	7	7	7	7
-----	C	7	7	7	7	7	7
85674-X30LF	B	7	7	7	7	7	7
	A	7	7	7	7	7	7

METRAL P/N	ROW	CONTACT CODE MOD. I					
		1	2	3	4	5	6
85674-X31	E	4	2	2	2	2	2
	D	4	2	2	2	1	2
-----	C	4	2	2	2	2	2
85674-X31LF	B	4	2	2	2	2	2
	A	4	2	2	2	2	2

METRAL P/N	ROW	CONTACT CODE MOD. I					
		1	2	3	4	5	6
85674-X32	E	2	2	2	2	2	2
	D	2	2	2	2	2	2
-----	C	2	2	4	4	2	2
85674-X32LF	B	2	2	2	2	2	2
	A	2	2	2	2	2	2

METRAL P/N	ROW	CONTACT CODE MOD. I					
		1	2	3	4	5	6
85674-X33	E	2	2	2	2	2	2
	D	2	2	2	2	2	2
-----	C	2	2	4	4	2	2
85674-X33LF	B	2	2	2	2	2	2
	A	2	2	4	4	2	2

METRAL P/N	ROW	CONTACT CODE MOD. I					
		1	2	3	4	5	6
85674-X34	E	2	2	2	2	2	2
	D	2	2	2	2	2	2
-----	C	2	2	2	2	2	2
85674-X34LF	B	2	2	2	2	2	4
	A	2	2	2	2	2	4

METRAL P/N	ROW	CONTACT CODE MOD. I					
		1	2	3	4	5	6
85674-X35	E	2	2	4	2	2	2
	D	2	2	2	2	2	2
-----	C	2	2	2	2	2	2
85674-X35LF	B	2	2	2	2	2	2
	A	2	2	2	4	2	2

METRAL P/N	ROW	CONTACT CODE MOD. I					
		1	2	3	4	5	6
85674-X36	E	2	2	4	4	2	2
	D	2	2	2	2	2	2
-----	C	2	2	4	4	2	2
85674-X36LF	B	2	2	2	2	2	2
	A	2	2	2	2	2	2

1 | 2

Pro/E

3 |

cage code 22526

4

1 | 2

3 |

4

mat'l code		--		tolerances unless otherwise specified		CUSTOMER		FCI		www.fciconnect.com	
ltr	ecn no.	dr	date	linear	0.X ±0.3	COPY		title		METRAL SIGNAL HEADER	
CF					0.XX ±0.13	projection		I MOD, 5 ROW PRESS-FIT		product family METRAL	
				angles	.XXX ±.051			size		213	
				dr	0° ±2°			dwg no		85674	
				enrg	T.BRUNGARD 11/19/99	scale		A		sheet 4	
				chr	M.STRAWSER 11/19/99	1:1					
				appd	M.STRAWSER 02/29/00						
sheet index	revision sheet										

This document is the property of and embodies CONFIDENTIAL and PROPRIETARY information of FCI. No part of the information shown on this document may be used in any way or disclosed to others without the written consent of FCI. Copyright FCI.



A

B

METRAL P/N	ROW	CONTACT CODE MOD. I				
		1	2	3	4	5
85674-X49	E	3	3	3	3	3
	D	3	3	3	3	3
	C	-	-	3	3	3
85674-X49LF	B	-	-	-	-	3
	A	3	3	-	-	3

METRAL P/N	ROW	CONTACT CODE MOD. I				
		1	2	3	4	5
85674-X50	E	3	3	3	3	3
	D	3	3	19	3	3
	C	3	3	19	3	3
85674-X50LF	B	3	3	3	3	3
	A	3	3	3	3	3

METRAL P/N	ROW	CONTACT CODE MOD. I				
		1	2	3	4	5
85674-X51	E	5	5	5	5	5
	D	6	6	6	6	6
	C	6	6	6	5	5
85674-X51LF	B	6	5	5	5	5
	A	5	5	5	5	5

METRAL P/N	ROW	CONTACT CODE MOD. I				
		1	2	3	4	5
85674-X52	E	1	1	1	1	1
	D	1	1	1	1	1
	C	3	1	1	1	3
85674-X52LF	B	1	1	1	1	1
	A	1	1	1	1	1

METRAL P/N	ROW	CONTACT CODE MOD. I				
		1	2	3	4	5
85674-X53	E	3	3	3	3	3
	D	2	2	2	2	3
	C	2	2	2	1	1
85674-X53LF	B	2	2	1	1	1
	A	3	2	3	1	1

METRAL P/N	ROW	CONTACT CODE MOD. I				
		1	2	3	4	5
85674-X54	E	2	2	2	2	2
	D	2	2	1	1	3
	C	2	2	1	1	3
85674-X54LF	B	2	2	1	1	3
	A	3	2	1	1	1

METRAL P/N	ROW	CONTACT CODE MOD. I				
		1	2	3	4	5
85674-X55	E	1	3	1	1	1
	D	1	3	1	1	1
	C	1	3	1	1	1
85674-X55LF	B	1	3	1	1	1
	A	1	3	1	1	1

METRAL P/N	ROW	CONTACT CODE MOD. I				
		1	2	3	4	5
85674-X56	E	5	6	6	6	6
	D	5	6	6	6	6
	C	5	6	6	6	6
85674-X56LF	B	5	6	6	6	6
	A	5	6	6	6	6

METRAL P/N	ROW	CONTACT CODE MOD. I				
		1	2	3	4	5
85674-X57	E	5	6	6	6	6
	D	5	6	6	6	6
	C	5	6	6	6	6
85674-X57LF	B	6	6	6	6	6
	A	6	6	6	6	6

METRAL P/N	ROW	CONTACT CODE MOD. I				
		1	2	3	4	5
85674-X58	E	1	2	2	2	2
	D	1	2	2	2	2
	C	1	2	2	2	2
85674-X58LF	B	2	2	2	2	2
	A	2	2	2	2	2

METRAL P/N	ROW	CONTACT CODE MOD. I				
		1	2	3	4	5
85674-X59	E	3	3	3	1	3
	D	3	3	19	3	3
	C	19	3	19	3	3
85674-X59LF	B	3	19	3	3	3
	A	3	3	3	3	3

METRAL P/N	ROW	CONTACT CODE MOD. I				
		1	2	3	4	5
85674-X60	E	-	1	1	1	1
	D	-	1	1	1	1
	C	-	1	1	1	1
85674-X60LF	B	-	1	1	1	1
	A	-	1	1	1	1

METRAL P/N	ROW	CONTACT CODE MOD. I				
		1	2	3	4	5
85674-X61	E	3	19	3	3	3
	D	3	19	3	3	3
	C	3	19	3	3	3
85674-X61LF	B	3	19	3	3	3
	A	3	19	3	3	3

METRAL P/N	ROW	CONTACT CODE MOD. I				
		1	2	3	4	5
85674-X62	E	2	2	2	1	2
	D	2	2	2	1	2
	C	2	2	2	1	2
85674-X62LF	B	2	2	2	1	2
	A	1	2	2	1	2

METRAL P/N	ROW	CONTACT CODE MOD. I				
		1	2	3	4	5
85674-X63	E	2	2	2	2	1
	D	2	2	2	2	1
	C	1	2	2	2	1
85674-X63LF	B	2	2	2	2	1
	A	1	2	2	2	1

METRAL P/N	ROW	CONTACT CODE MOD. I				
		1	2	3	4	5
85674-X64	E	2	1	2	2	1
	D	2	2	2	2	1
	C	2	2	1	1	1
85674-X64LF	B	2	2	2	2	1
	A	2	2	1	1	1

METRAL P/N	ROW	CONTACT CODE MOD. I				
		1	2	3	4	5
85674-X65	E	3	3	3	3	3
	D	3	3	3	3	3
	C	3	3	3	3	3
85674-X65LF	B	3	3	3	3	3
	A	3	3	3	3	4

METRAL P/N	ROW	CONTACT CODE MOD. I				
		1	2	3	4	5
85674-X66	E	2	2	2	2	2
	D	2	2	2	2	1
	C	2	2	2	2	2
85674-X66LF	B	2	2	2	2	2
	A	2	2	2	2	2

METRAL P/N	ROW	CONTACT CODE MOD. I				
		1	2	3	4	5
85674-X67	E	2	2	2	2	2
	D	2	1	2	2	1
	C	2	2	2	2	2
85674-X67LF	B	2	2	2	2	2
	A	2	2	2	2	2

METRAL P/N	ROW	CONTACT CODE MOD. I				
		1	2	3	4	5
85674-X68	E	7	7	7	7	8
	D	7	7	7	7	8
	C	7	7	7	7	8
85674-X68LF	B	7	7	7	7	8
	A	7	7	7	7	8

METRAL P/N	ROW	CONTACT CODE MOD. I				
		1	2	3	4	5
85674-X69	E	6	6	6	6	6
	D	6	5	6	6	6
	C	6	6	6	6	6
85674-X69LF	B	6	6	6	6	6
	A	6	6	6	6	6

METRAL P/N	ROW	CONTACT CODE MOD. I				
		1	2	3	4	5
85674-X70	E	19	2	4	4	2
	D	19	2	4	4	2
	C	19	2	4	4	2
85674-X70LF	B	19	2	4	4	2
	A	19	2	4	4	2

METRAL P/N	ROW	CONTACT CODE MOD. I				
		1	2	3	4	5
85674-X71	E	2	2	2	2	19
	D	2	2	2	2	19
	C	2	2	2	2	19
85674-X71LF	B	2	2	2	2	19
	A	2	2	2	2	19

METRAL P/N	ROW	CONTACT CODE MOD. I				
		1	2	3	4	5
85674-X72	E	6	6	6	6	6
	D	6	6	6	6	6
	C	20	6	6	6	6
85674-X72LF	B	6	6	6	6	6
	A	6	6	6	6	6

A

B

mat'l code		--	tolerances unless otherwise specified		CUSTOMER	www.fciconnect.com
lfr	ecn no.	dr	date	linear	COPY	
CF					projection	title
						METRAL SIGNAL HEADER 1 MOD, 5 ROW PRESS-FIT
				angles		product family
				dr	T.BRUNGARD 11/19/99	METRAL
				enrg	M.STRAWSER 11/19/99	code
				chr	M.STRAWSER 11/19/99	213
				appd	M.STRAWSER 02/29/00	sheet
					scale	5
sheet index	revision sheet				1:1	size
						dwg no
						85674
						cage code
						22526



This document is the property of and embodies CONFIDENTIAL and PROPRIETARY information of FCI. No part of the information shown on this document may be used in any way or disclosed to others without the written consent of FCI. Copyright FCI.

A

B

METRAL P/N	ROW	CONTACT CODE MOD. I					
		1	2	3	4	5	6
85674-X73	E	20	6	8	8	6	20
	D	20	6	8	8	6	20
85674-X73LF	C	20	6	8	8	6	20
	B	20	6	8	8	6	20
85674-X73LF	A	20	6	8	8	6	20

METRAL P/N	ROW	CONTACT CODE MOD. I					
		1	2	3	4	5	6
85674-X74	E	2	2	2	2	2	1
	D	2	2	2	2	2	2
85674-X74LF	C	2	2	2	2	2	2
	B	2	2	2	2	1	2
85674-X74LF	A	2	2	2	2	1	2

METRAL P/N	ROW	CONTACT CODE MOD. I					
		1	2	3	4	5	6
85674-X75	E	2	2	2	2	3	3
	D	2	2	2	2	3	3
85674-X75LF	C	2	2	2	2	3	3
	B	4	4	4	4	3	3
85674-X75LF	A	4	4	4	4	3	3

METRAL P/N	ROW	CONTACT CODE MOD. I					
		1	2	3	4	5	6
85674-X76	E	2	2	2	3	3	3
	D	2	2	2	3	3	3
85674-X76LF	C	2	2	2	3	3	3
	B	2	2	2	3	3	3
85674-X76LF	A	2	2	2	3	3	3

METRAL P/N	ROW	CONTACT CODE MOD. I					
		1	2	3	4	5	6
85674-X77	E	3	3	3	2	2	2
	D	3	3	3	2	2	2
85674-X77LF	C	3	3	3	2	2	2
	B	3	3	3	2	2	2
85674-X77LF	A	3	3	3	2	2	2

METRAL P/N	ROW	CONTACT CODE MOD. I					
		1	2	3	4	5	6
85674-X78	E	3	4	2	2	2	3
	D	3	4	2	2	2	3
85674-X78LF	C	3	4	2	2	2	3
	B	3	4	2	2	2	3
85674-X78LF	A	3	4	2	2	2	3

METRAL P/N	ROW	CONTACT CODE MOD. I					
		1	2	3	4	5	6
85674-X79	E	3	2	2	2	2	2
	D	3	2	2	2	2	2
85674-X79LF	C	3	2	2	2	2	2
	B	3	2	2	2	2	2
85674-X79LF	A	3	2	2	2	2	2

METRAL P/N	ROW	CONTACT CODE MOD. I					
		1	2	3	4	5	6
85674-X80	E	2	2	1	1	3	3
	D	2	2	3	3	3	3
85674-X80LF	C	2	2	3	3	3	3
	B	1	2	3	3	3	3
85674-X80LF	A	1	2	3	3	3	3

METRAL P/N	ROW	CONTACT CODE MOD. I					
		1	2	3	4	5	6
85674-X81	E	2	2	3	3	3	4
	D	2	2	3	3	3	4
85674-X81LF	C	2	2	3	3	3	4
	B	2	2	3	3	3	4
85674-X81LF	A	2	2	3	3	3	4

METRAL P/N	ROW	CONTACT CODE MOD. I					
		1	2	3	4	5	6
85674-X82	E	3	3	3	3	3	1
	D	3	3	3	3	3	1
85674-X82LF	C	3	3	3	3	3	1
	B	3	3	3	3	3	1
85674-X82LF	A	3	3	3	3	3	1

METRAL P/N	ROW	CONTACT CODE MOD. I					
		1	2	3	4	5	6
85674-X83	E	1	3	3	3	3	3
	D	1	3	3	3	3	3
85674-X83LF	C	1	3	3	3	3	3
	B	1	3	3	3	3	3
85674-X83LF	A	1	3	3	3	3	3

METRAL P/N	ROW	CONTACT CODE MOD. I					
		1	2	3	4	5	6
85674-X84	E	3	3	1	2	2	3
	D	3	3	1	2	2	3
85674-X84LF	C	3	3	1	2	2	3
	B	3	3	1	2	2	3
85674-X84LF	A	3	3	1	2	2	3

METRAL P/N	ROW	CONTACT CODE MOD. I					
		1	2	3	4	5	6
85674-X85	E	7	7	6	8	3	3
	D	7	7	6	8	3	3
85674-X85LF	C	7	7	6	8	3	3
	B	7	7	6	8	3	3
85674-X85LF	A	7	7	6	8	3	3

METRAL P/N	ROW	CONTACT CODE MOD. I					
		1	2	3	4	5	6
85674-X86	E	4	4	4	4	3	3
	D	4	4	4	4	3	3
85674-X86LF	C	4	4	4	4	3	3
	B	4	4	4	4	3	3
85674-X86LF	A	4	4	4	4	3	3

METRAL P/N	ROW	CONTACT CODE MOD. I					
		1	2	3	4	5	6
85674-X87	E	3	4	3	4	3	4
	D	3	4	3	4	3	4
85674-X87LF	C	3	4	4	4	4	4
	B	3	4	2	4	2	4
85674-X87LF	A	3	4	2	4	2	4

METRAL P/N	ROW	CONTACT CODE MOD. I					
		1	2	3	4	5	6
85674-X88	E	8	7	8	8	7	7
	D	8	7	8	8	7	7
85674-X88LF	C	8	7	8	8	7	7
	B	8	7	8	8	7	7
85674-X88LF	A	8	7	8	8	7	7

METRAL P/N	ROW	CONTACT CODE MOD. I					
		1	2	3	4	5	6
85674-X89	E	3	8	6	6	6	6
	D	3	8	6	6	6	6
85674-X89LF	C	3	8	6	6	6	6
	B	3	8	6	6	6	6
85674-X89LF	A	3	8	6	6	6	6

METRAL P/N	ROW	CONTACT CODE MOD. I					
		1	2	3	4	5	6
85674-X90	E	2	2	2	2	2	2
	D	2	2	2	2	2	2
85674-X90LF	C	2	2	2	2	2	4
	B	2	2	2	2	2	2
85674-X90LF	A	2	2	2	2	2	2

METRAL P/N	ROW	CONTACT CODE MOD. I					
		1	2	3	4	5	6
85674-X91	E	2	2	2	2	2	2
	D	1	2	2	2	2	2
85674-X91LF	C	2	2	2	2	2	2
	B	2	2	2	2	2	2
85674-X91LF	A	2	2	2	2	2	2

METRAL P/N	ROW	CONTACT CODE MOD. I					
		1	2	3	4	5	6
85674-X92	E	3	4	3	4	3	4
	D	3	4	3	4	3	4
85674-X92LF	C	4	4	4	4	4	4
	B	2	4	2	4	2	4
85674-X92LF	A	2	4	2	4	2	4

METRAL P/N	ROW	CONTACT CODE MOD. I					
		1	2	3	4	5	6
85674-X93	E	3	4	2	2	2	2
	D	3	4	2	2	2	2
85674-X93LF	C	3	4	2	2	2	2
	B	3	4	2	2	2	2
85674-X93LF	A	3	4	2	2	2	2

METRAL P/N	ROW	CONTACT CODE MOD. I					
		1	2	3	4	5	6
85674-X94	E	4	3	4	3	4	4
	D	4	3	4	3	4	4
85674-X94LF	C	4	4	4	4	4	4
	B	4	2	4	2	4	4
85674-X94LF	A	4	2	4	2	4	4

METRAL P/N	ROW	CONTACT CODE MOD. I					
		1	2	3	4	5	6
85674-X95	E	4	4	3	4	3	4
	D	4	4	3	4	3	4
85674-X95LF	C	4	4	4	4	4	4
	B	4	4	2	4	2	4
85674-X95LF	A	4	4	2	4	2	4

METRAL P/N	ROW	CONTACT CODE MOD. I					
		1	2	3	4	5	6
85674-X96	E	3	4	3	4	1	2
	D	3	4	3	4	2	2
85674-X96LF	C	4	4	4	4	4	2
	B	2	4	2	4	1	2
85674-X96LF	A	2	4	2	4	1	2

A

B

mat'l code		--		tolerances unless otherwise specified		CUSTOMER		FCI		www.fciconnect.com	
lfr	ecn no.	dr	date	linear	0.X ±0.3	COPY		title		METRAL SIGNAL HEADER	
CF					0.XX ±0.13	projection	I MOD, 5 ROW PRESS-FIT		product family		code
				angles	.XXX ±.051			METRAL		213	
				dr	0° ±2°			size		sheet	
				enrg	T.BRUNGARD 11/19/99	scale		dwg no		6	
				chr	M.STRAWSER 11/19/99	1:1		85674			
				appd	M.STRAWSER 02/29						



This document is the property of and embodies CONFIDENTIAL and PROPRIETARY information of FCI. No part of the information shown on this document may be used in any way or disclosed to others without the written consent of FCI. Copyright FCI.

REV E - 2008-04-18

A

B

METRAL P/N	ROW	CONTACT CODE MOD. I					
		1	2	3	4	5	6
85674-X97	E	4	-	4	4	4	3
	D	4	-	4	4	4	3
	C	4	-	4	4	4	3
85674-X97LF	B	4	-	4	4	4	3
	A	4	-	4	4	4	3
85674-X98	E	3	4	3	3	3	3
	D	3	4	3	3	3	3
	C	3	4	3	3	3	3
85674-X98LF	B	3	4	3	3	3	3
	A	3	4	3	3	3	3
85674-X99	E	2	2	1	1	2	2
	D	2	2	2	2	2	2
	C	2	2	2	2	2	2
85674-X99LF	B	1	2	2	2	2	2
	A	1	2	2	2	2	2
85674-X100	E	2	2	1	2	2	2
	D	2	2	1	2	2	2
	C	2	2	2	2	2	2
85674-X100LF	B	2	2	2	2	2	2
	A	2	2	2	2	2	2
85674-X101	E	2	2	2	2	2	1
	D	2	2	2	2	2	2
	C	2	1	2	2	2	2
85674-X101LF	B	2	1	2	2	1	2
	A	2	2	2	2	1	2
85674-X102	E	4	4	-	2	2	2
	D	4	4	-	2	2	4
	C	4	4	-	2	2	2
85674-X102LF	B	-	-	-	2	2	2
	A	4	2	2	2	2	2
85674-X103	E	29	29	29	7	7	7
	D	29	29	29	7	7	7
	C	29	29	29	7	7	7
85674-X103LF	B	29	29	29	7	7	7
	A	29	29	29	7	7	7
85674-X104	E	7	7	7	29	29	29
	D	7	7	7	29	29	29
	C	7	7	7	29	29	29
85674-X104LF	B	7	7	7	29	29	29
	A	7	7	7	29	29	29
85674-X105	E	7	8	7	8	7	8
	D	7	8	7	8	7	8
	C	8	8	8	8	8	8
85674-X105LF	B	6	8	6	8	6	8
	A	6	8	6	8	6	8
85674-X106	E	7	8	7	8	1	2
	D	7	8	7	8	2	2
	C	8	8	8	8	2	2
85674-X106LF	B	6	8	6	8	1	2
	A	6	8	6	8	1	2
85674-X107	E	19	19	19	3	3	3
	D	19	19	19	3	3	3
	C	19	19	19	3	3	3
85674-X107LF	B	19	19	19	3	3	3
	A	19	19	19	3	3	3
85674-X108	E	3	3	3	19	19	19
	D	3	3	3	19	19	19
	C	3	3	3	19	19	19
85674-X108LF	B	3	3	3	19	19	19
	A	3	3	3	19	19	19
85674-X109	E	2	2	2	2	2	2
	D	3	2	2	2	2	2
	C	4	2	2	2	2	4
85674-X109LF	B	2	2	2	2	2	2
	A	2	2	2	2	2	2
85674-X110	E	2	2	2	2	2	19
	D	2	2	2	2	2	19
	C	2	2	2	2	2	19
85674-X110LF	B	2	2	2	2	2	19
	A	2	2	2	4	2	19
85674-X111	E	6	6	6	6	6	20
	D	6	6	6	6	6	20
	C	6	6	6	6	6	20
85674-X111LF	B	6	6	6	6	6	20
	A	6	6	6	8	6	20
85674-X112	E	64	64	64	64	64	64
	D	64	64	64	64	64	64
	C	67	64	64	64	64	64
85674-X112LF	B	64	64	64	64	64	64
	A	64	64	64	64	64	64
85674-X113	E	67	64	64	64	64	64
	D	67	64	64	64	64	64
	C	67	64	64	64	64	64
85674-X113LF	B	67	64	64	64	64	64
	A	67	64	64	64	64	64
85674-X114	E	6	-	6	-	6	-
	D	-	-	-	-	-	-
	C	6	-	6	-	6	-
85674-X114LF	B	-	-	-	-	-	-
	A	6	-	6	-	6	-
85674-X115	E	64	64	64	64	64	64
	D	64	64	64	64	64	64
	C	65	64	64	64	64	64
85674-X115LF	B	64	64	64	64	64	64
	A	64	64	64	64	64	64
85674-X116	E	4	4	-	2	2	2
	D	4	4	-	2	2	4
	C	4	4	-	2	2	2
85674-X116LF	B	-	-	-	2	2	2
	A	4	4	4	4	4	4
85674-X117	E	-	4	2	4	2	4
	D	-	4	2	4	2	4
	C	-	4	4	4	4	4
85674-X117LF	B	-	4	2	4	2	4
	A	-	4	2	4	2	4
85674-X118	E	2	2	19	19	19	19
	D	2	2	19	19	19	19
	C	2	2	19	19	19	19
85674-X118LF	B	2	2	19	19	19	19
	A	2	2	19	19	19	19
85674-X119	E	1	1	1	3	1	1
	D	1	1	1	3	1	1
	C	1	1	1	3	1	1
85674-X119LF	B	1	1	1	3	1	1
	A	1	1	1	3	1	1
85674-X120	E	1	2	2	2	2	2
	D	2	2	2	2	2	2
	C	2	2	2	2	2	2
85674-X120LF	B	2	2	2	2	2	2
	A	2	2	2	2	2	2

A

B

mat'l code		--		tolerances unless otherwise specified		CUSTOMER		 www.fciconnect.com	
lfr	ecn no.	dr	date	linear	0.X ±0.3	COPY		title	
CF					0.XX ±0.13	projection		METRAL SIGNAL HEADER	
				angles	.XXX ±.051			I MOD, 5 ROW PRESS-FIT	
				dr	0° ±2°			product family	
				enrg	T.BRUNGARD 11/19/99	scale		METRAL	
				chr	M.STRAWSER 11/19/99	1:1		code	
				appd	M.STRAWSER 02/29/00	A		213	
sheet index	revision sheet							size	
								85674	
								sheet	
								7	
								cage code	
								22526	

Pro/E

3

cage code 22526

4



This document is the property of and embodies CONFIDENTIAL and PROPRIETARY information of FCI. No part of the information shown on this document may be used in any way or disclosed to others without the written consent of FCI. Copyright FCI.

METRAL P/N	ROW	CONTACT CODE MOD. I					
		1	2	3	4	5	6
85674-X121	E	6	6	6	5	6	6
	D	6	6	6	6	6	6
	C	6	6	6	6	6	6
85674-X121LF	B	6	6	6	6	6	6
	A	6	6	6	6	6	6

METRAL P/N	ROW	CONTACT CODE MOD. I					
		1	2	3	4	5	6
85674-X122	E	6	5	6	6	6	6
	D	6	6	6	6	6	6
	C	6	6	6	6	6	6
85674-X122LF	B	6	6	6	6	6	6
	A	6	6	6	6	6	6

METRAL P/N	ROW	CONTACT CODE MOD. I					
		1	2	3	4	5	6
85674-X123	E	2	1	2	2	2	2
	D	2	2	2	2	2	2
	C	2	2	2	2	2	2
85674-X123LF	B	2	2	2	2	2	2
	A	2	2	2	2	2	2

METRAL P/N	ROW	CONTACT CODE MOD. I					
		1	2	3	4	5	6
85674-X124	E	6	6	6	7	8	8
	D	6	6	6	6	8	8
	C	6	8	8	6	6	6
85674-X124LF	B	6	6	6	6	8	8
	A	6	6	5	6	8	8

METRAL P/N	ROW	CONTACT CODE MOD. I					
		1	2	3	4	5	6
85674-X125	E	1	2	2	2	2	2
	D	1	2	2	2	2	2
	C	1	2	2	2	2	2
85674-X125LF	B	1	2	2	2	2	2
	A	1	2	2	2	2	2

METRAL P/N	ROW	CONTACT CODE MOD. I					
		1	2	3	4	5	6
85674-X126	E	3	3	3	3	3	1
	D	3	3	3	3	3	3
	C	3	3	3	3	3	4
85674-X126LF	B	3	3	3	3	3	3
	A	3	3	3	3	3	1

METRAL P/N	ROW	CONTACT CODE MOD. I					
		1	2	3	4	5	6
85674-X127	E	4	2	2	2	2	2
	D	4	2	2	2	2	2
	C	4	2	2	2	2	2
85674-X127LF	B	4	2	2	2	2	4
	A	4	2	2	2	2	2

METRAL P/N	ROW	CONTACT CODE MOD. I					
		1	2	3	4	5	6
85674-X128	E	1	9	2	2	2	2
	D	2	2	2	2	2	2
	C	2	2	2	2	2	2
85674-X128LF	B	2	2	2	2	2	2
	A	2	1	2	2	2	2

METRAL P/N	ROW	CONTACT CODE MOD. I					
		1	2	3	4	5	6
85674-X129	E	1	9	2	2	2	2
	D	2	2	2	2	2	2
	C	2	2	2	2	2	2
85674-X129LF	B	1	2	2	2	2	2
	A	2	1	2	2	2	2

METRAL P/N	ROW	CONTACT CODE MOD. I					
		1	2	3	4	5	6
85674-X130	E	6	6	6	6	6	2
	D	6	6	6	6	6	2
	C	6	6	6	6	6	2
85674-X130LF	B	6	6	6	2	6	2
	A	6	6	6	6	6	2

METRAL P/N	ROW	CONTACT CODE MOD. I					
		1	2	3	4	5	6
85674-X131	E	2	2	2	2	2	2
	D	2	2	2	2	2	2
	C	2	2	2	2	2	2
85674-X131LF	B	2	2	2	1	9	2
	A	2	2	2	2	2	2

METRAL P/N	ROW	CONTACT CODE MOD. I					
		1	2	3	4	5	6
85674-X132	E	1	3	3	1	3	3
	D	1	1	1	1	1	1
	C	1	1	1	1	1	1
85674-X132LF	B	1	1	1	1	1	1
	A	1	3	3	1	3	1

METRAL P/N	ROW	CONTACT CODE MOD. I					
		1	2	3	4	5	6
85674-X133	E	5	9	7	3	7	5
	D	5	9	7	3	7	5
	C	5	9	7	3	7	5
85674-X133LF	B	5	9	7	3	7	5
	A	5	9	7	3	7	5

METRAL P/N	ROW	CONTACT CODE MOD. I					
		1	2	3	4	5	6
85674-X134	E	2	2	2	2	1	2
	D	2	2	2	2	2	2
	C	2	2	2	2	2	2
85674-X134LF	B	2	2	2	2	2	2
	A	2	2	2	2	2	2

METRAL P/N	ROW	CONTACT CODE MOD. I					
		1	2	3	4	5	6
85674-X135	E	1	1	2	2	3	3
	D	1	1	2	2	3	3
	C	1	1	2	2	3	3
85674-X135LF	B	1	1	2	2	3	3
	A	1	1	2	2	3	3

METRAL P/N	ROW	CONTACT CODE MOD. I					
		1	2	3	4	5	6
85674-X136	E	2	2	2	2	2	2
	D	2	2	2	2	2	2
	C	2	2	2	2	2	2
85674-X136LF	B	2	2	2	2	2	2
	A	2	2	2	2	2	3

METRAL P/N	ROW	CONTACT CODE MOD. I					
		1	2	3	4	5	6
85674-X137	E	2	2	2	2	2	2
	D	2	2	2	2	2	2
	C	-	-	-	-	-	-
85674-X137LF	B	2	2	2	2	2	2
	A	2	2	2	2	2	1

METRAL P/N	ROW	CONTACT CODE MOD. I					
		1	2	3	4	5	6
85674-X138	E	1	1	-	2	2	2
	D	1	1	-	2	2	1
	C	1	1	-	-	-	-
85674-X138LF	B	1	1	-	2	2	2
	A	1	1	-	2	2	1

METRAL P/N	ROW	CONTACT CODE MOD. I					
		1	2	3	4	5	6
85674-X139	E	3	3	3	3	3	3
	D	3	3	3	3	3	3
	C	1	3	3	3	3	3
85674-X139LF	B	3	3	3	3	3	3
	A	3	3	3	3	3	3

METRAL P/N	ROW	CONTACT CODE MOD. I					
		1	2	3	4	5	6
85674-X140	E	3	3	2	2	2	2
	D	3	3	2	2	2	2
	C	3	3	2	2	2	2
85674-X140LF	B	3	3	2	2	2	2
	A	3	3	2	2	2	2

METRAL P/N	ROW	CONTACT CODE MOD. I					
		1	2	3	4	5	6
85674-X141	E	1	1	1	1	1	1
	D	1	1	3	3	1	1
	C	1	1	3	3	1	1
85674-X141LF	B	1	1	1	1	1	1
	A	1	1	1	1	1	1

METRAL P/N	ROW	CONTACT CODE MOD. I					
		1	2	3	4	5	6
85674-X142	E	2	2	2	2	3	2
	D	2	2	2	2	3	2
	C	2	2	2	2	3	2
85674-X142LF	B	2	2	2	2	3	2
	A	2	2	2	2	3	2

METRAL P/N	ROW	CONTACT CODE MOD. I					
		1	2	3	4	5	6
85674-X143	E	2	2	2	2	2	19
	D	2	2	2	2	2	19
	C	2	2	2	2	2	19
85674-X143LF	B	2	2	2	2	2	19
	A	2	2	1	2	2	19

METRAL P/N	ROW	CONTACT CODE MOD. I					
		1	2	3	4	5	6
85674-X144	E	1	9	2	1	9	1
	D	1	9	2	1	9	1
	C	1	9	2	1	9	1
85674-X144LF	B	1	9	2	1	9	1
	A	1	9	2	1	9	1

mat'l code		--		Tolerances unless otherwise specified		CUSTOMER		FCI		www.fciconnect.com	
lfr	ecn no.	dr	date	linear	0.X ±0.3	COPY		title		METRAL SIGNAL HEADER	
CF				angles	0.XXX ±.051	projection	I MOD, 5 ROW PRESS-FIT		product family		code
				dr	0° ±2°	MIM		size		213	
				enrg	T.BRUNGARD 11/19/99	scale		dwg no		8	
				chr	M.STRAWSER 11/19/99	1:1		85674			
				appd	M.STRAWSER 02/29/00			A			
sheet index	revision sheet										

cage code 22526

Pro/E



This document is the property of and embodies CONFIDENTIAL and PROPRIETARY information of FCI. No part of the information shown on this document may be used in any way or disclosed to others without the written consent of FCI. Copyright FCI.

METRAL P/N	ROW	CONTACT CODE MOD.					
		1	2	3	4	5	6
85674-X145	E	3	3	3	3	2	1
	D	3	3	3	3	2	1
-----	C	3	3	3	3	2	1
85674-X145LF	B	3	3	3	3	2	1
	A	3	3	3	3	2	1

METRAL P/N	ROW	CONTACT CODE MOD.					
		1	2	3	4	5	6
85674-X146	E	2	2	2	2	2	2
	D	2	2	2	2	2	2
-----	C	2	2	2	3	2	2
85674-X146LF	B	2	2	2	3	2	2
	A	2	2	2	2	2	2

METRAL P/N	ROW	CONTACT CODE MOD.					
		1	2	3	4	5	6
85674-X147	E	2	2	2	2	2	2
	D	2	2	1	2	2	2
-----	C	2	2	2	2	2	2
85674-X147LF	B	2	2	2	2	2	2
	A	2	2	2	2	2	2

METRAL P/N	ROW	CONTACT CODE MOD.					
		1	2	3	4	5	6
85674-X148	E	1	1	2	2	2	2
	D	1	1	2	2	2	2
-----	C	2	2	2	2	2	2
85674-X148LF	B	1	1	2	2	2	2
	A	1	1	2	2	2	2

METRAL P/N	ROW	CONTACT CODE MOD.					
		1	2	3	4	5	6
85674-X149	E	2	2	2	2	2	2
	D	2	2	2	2	1	2
-----	C	2	2	2	2	1	2
85674-X149LF	B	2	2	2	2	2	2
	A	2	2	2	2	2	2

METRAL P/N	ROW	CONTACT CODE MOD.					
		1	2	3	4	5	6
85674-X150	E	1	1	1	2	2	2
	D	2	2	2	2	2	2
-----	C	2	2	2	2	2	2
85674-X150LF	B	2	2	2	2	2	2
	A	2	2	2	2	2	2

METRAL P/N	ROW	CONTACT CODE MOD.					
		1	2	3	4	5	6
85674-X151	E	6	6	6	6	6	6
	D	6	6	6	6	6	5
-----	C	6	6	6	6	6	6
85674-X151LF	B	6	6	6	6	6	6
	A	6	6	6	6	6	6

METRAL P/N	ROW	CONTACT CODE MOD.					
		1	2	3	4	5	6
85674-X152	E	7	6	6	6	6	6
	D	7	6	6	6	6	6
-----	C	6	6	6	6	6	6
85674-X152LF	B	7	6	6	6	6	6
	A	7	6	6	6	6	6

METRAL P/N	ROW	CONTACT CODE MOD.					
		1	2	3	4	5	6
85674-X153	E	2	2	2	2	2	2
	D	2	2	2	2	2	2
-----	C	2	2	2	2	2	2
85674-X153LF	B	2	2	2	2	2	2
	A	2	2	1	2	2	2

METRAL P/N	ROW	CONTACT CODE MOD.					
		1	2	3	4	5	6
85674-X154	E	2	2	2	2	2	2
	D	2	2	2	2	2	2
-----	C	2	2	2	1	2	2
85674-X154LF	B	2	2	2	2	2	2
	A	2	2	2	2	2	2

METRAL P/N	ROW	CONTACT CODE MOD.					
		1	2	3	4	5	6
85674-X155	E	1	1	9	3	3	3
	D	3	1	9	3	3	3
-----	C	3	1	9	3	3	3
85674-X155LF	B	1	9	1	9	3	3
	A	1	9	1	9	3	3

METRAL P/N	ROW	CONTACT CODE MOD.					
		1	2	3	4	5	6
85674-X156	E	1	1	1	1	1	2
	D	1	1	1	1	1	2
-----	C	1	1	1	1	1	2
85674-X156LF	B	1	1	1	1	1	2
	A	1	1	1	1	1	2

METRAL P/N	ROW	CONTACT CODE MOD.					
		1	2	3	4	5	6
85674-X157	E	3	3	3	3	1	9
	D	3	3	3	3	1	9
-----	C	3	3	3	3	1	9
85674-X157LF	B	3	3	3	3	1	9
	A	3	3	3	3	1	9

METRAL P/N	ROW	CONTACT CODE MOD.					
		1	2	3	4	5	6
85674-X158	E	3	3	3	3	3	3
	D	3	3	3	3	3	3
-----	C	3	3	3	3	3	1
85674-X158LF	B	3	3	3	3	3	3
	A	3	3	3	3	3	3

mat'l code		--		Tolerances unless otherwise specified		CUSTOMER		FCI		www.fciconnect.com	
ltr	ecn no.	dr	date	linear	0.X ±0.3	COPY		projection		title	
CF				angles	0.XX ±0.13	MIM				METRAL SIGNAL HEADER	
				dr	.XXX ±.051	1:1		product family		METRAL	
				enr	0° ±2°	scale		size		code	
				chr	T.BRUNGARD 11/19/99	A		dwg no		213	
				appd	M.STRAWSER 11/19/99	1:1		85674		sheet	
					M.STRAWSER 02/29/00					9	
sheet index	revision sheet										

